



# CLASSIFICARE I MATERIALI

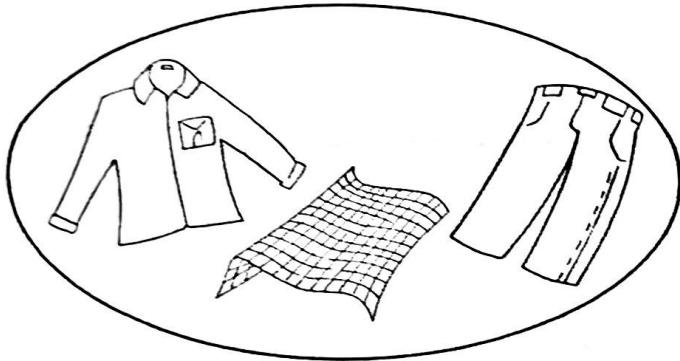
Ritaglia e incolla il cartellino giusto per ogni insieme.




[Empty rectangular box for classification]



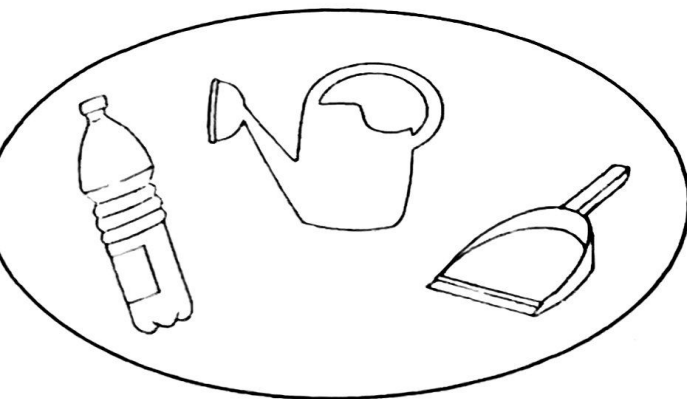
[Empty rectangular box for classification]




[Empty rectangular box for classification]



[Empty rectangular box for classification]



[Empty rectangular box for classification]



[Empty rectangular box for classification]

VETRO

METALLO


LEGNO

STOFFA


CARTA

PLASTICA

PERCORSO PROGETTUALE:  
educazione alimentare



P  
R  
O  
T  
E  
I  
N  
E



V  
I  
T  
A  
M  
I  
N  
E

ità:

Obiettivo:

gli elementi di ciascun foglio e scrivi il  
nel cappello. Commenta le immagini con la tua

Conoscere le caratteristiche dei vari alimenti.  
Quantificare.

